




CHENNAI PUBLIC SCHOOL

◆ Anna Nagar ◆ Chennai -600 101

Holiday Homework – class V

SCIENCE



Across

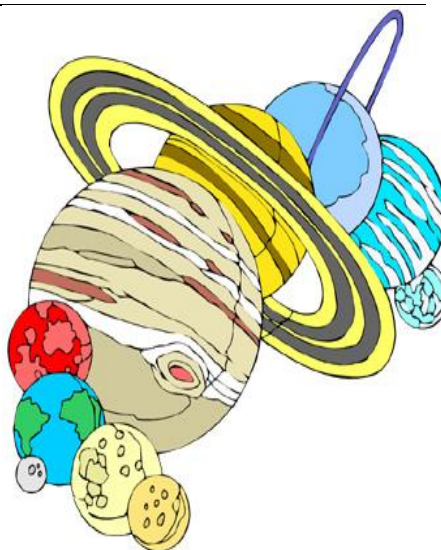
2. Earth's companion.
4. The farthest planet from the sun.
5. An instrument that scientists use to observe planets.
9. This planet is known as the red planet.
11. One of many 'rocks' in a belt between Mars and Jupiter.
12. Planet between Saturn and Neptune.
14. The largest planet in the solar system.
15. Planet named after the sea god.

7







Down


1. Planet known as the evening star.
2. Our galaxy.
3. An icy rock that has bright tail when it comes close to the sun.
6. Our sun is this.


7. The path that a planet takes around the sun.
8. Planet closest to the sun.
10. Planet famous for its rings.
13. Star at the center of our solar system.
16. Our planet





Can you match the name of the constellations with their signs?

	CONSTELLATIONS	SIGNS	
	ARIES	TWO FISHES	
	TAURUS	RAM	
	GEMINI	WATER CARRIER	
	CANCER	BULL	
	LEO	SEA GOAT	
	VIRGO	VIRGIN	
	LIBRA	TWINS	
	SCORPIO	ARCHER	
	SAGITTARIUS	CRAB	
	CAPRICORN	LION	
	AQUARIUS	SCALES	
	PISCES	SCORPION	









Mixing of colours

Aim: To understand the mixing of colours.

Materials required:

clear cups, filled with water 3
paper towels / blotting paper/ white handkerchief 3
food colours (red, blue and yellow)

Procedure:

Add about 30 drops of yellow food colouring to one of the cups of water. Then repeat with the blue in the second cup and the red in the third cup.

Fold three paper towels in half vertically. Place the first end of one paper towel in the blue cup and the second end in the yellow cup. Place the first end of the next paper towel in the yellow cup and the second end in the red cup. Finally, place the first end of the last paper towel in the red cup and the second end in the blue

Fill in the following tabular column:

Observation	Blue cup	Yellow cup	Red cup
1. What happens to the paper towel after 5 minutes?			
2. What happens to the paper towel after 10 minutes?			

Result: This experiment shows that