

Subject – English (Ice – Cream Man)

Activity Sheet No. 1

Questions:

1) Tick (✓) the type of ice creams

- i) Pizza
- ii) Kulfi
- iii) Pastry
- iv) Falooda
- v) Cone
- vi) Ice cream cup
- vii) Cake
- viii) Ice cream Brick



2) Write the season's for given activity

- i) Wear sweaters _____
- ii) Use raincoat _____
- iii) Woolen sock _____
- iv) Eat ice cream _____
- v) Wear half pants _____

3) Tick (✓) the correct words

- | | | |
|----------------|------------|------------|
| i) Bicause | Because | Becouse |
| ii) Wunderful | Wonderfull | Wonderful |
| iii) Chocolate | Cocolate | Chocholate |
| iv) Feest | Feast | Feasst |
| v) Dilecious | Delicious | Dilicious |

4) Find and write the ingredients of ice-cream

C	I	O	P	L	O	W	Q	G
W	R	K	Y	L	P	Q	G	H
S	X	E	V	N	L	A	Y	J
Q	D	J	A	M	H	S	U	K
A	F	N	N	M	D	E	I	L
Z	V	G	I	Y	C	R	O	R
E	B	T	L	G	S	T	P	T
R	M	I	L	K	X	S	K	Y
T	I	D	A	U	Z	U	I	H
Y	I	W	S	Y	W	G	C	P
C	H	O	C	O	L	A	T	E
U	U	E	E	T	E	R	D	R

i) _____

ii) _____

iii) _____

iv) _____

v) _____

Activity Sheet No. 2

When summer's in the city,
And brick's a blaze of heat,
The Ice-cream Man with his little cart
Goes trundling down the street.
Beneath his round umbrella,
Oh, what a joyful sight,
To see him fill the cones with mound
Of cooling brown and white:



Questions:

1. 1) Complete the line:

The Ice-cream Man with his little cart

2) Complete the line:

To see him fill the

3) In which season heat is more?

Ans: _____

4) Ice cream man trundle on street in which season?

Ans: _____

2. Match the opposite word.

a) Joyful

b) Cool

Heat
Sorrowful
Little

3. Complete the words:

a) T__un__ ling

b) U__ bre __ la

c) M__ un__

d) __en __ath

3. Find and write the rhyming word:

Heat : _____

White: _____

Down: _____

4. Find out the meaning of given words from the poem stanza.

a) Below : _____

b) Burn : _____

Lesson No 2. Wonderful Waste

Activity Sheet No. 3**Competency- reading (Seen Passage)**

Q. 1. Read the given passage carefully and answer the questions correctly,

Once the Maharaja of Travancore ordered a grand dinner in his palace. In the afternoon before the dinner, the Maharaja entered the kitchen to survey the dishes that had been prepared for the feast. "What are you going to do with those vegetable scraps" he asked the cook. The cook replied, "They are waste. We will throw them away". "You cannot waste all these bits and pieces of vegetables. Find a way to use them", the Maharaja commanded sternly and walked away.

Q1: Who ordered a grand dinner?

Ans: - -----+-----

Q 2. Why did Maharaja enter the kitchen?

Ans: -----

Q3. What did he ask the cook?

Ans: -----

Q 4. What was cook's reply?

Ans: -----

Q5. Name the story from which the passage has been taken.

Ans. -----

b) Find a similar word for the word given below:--

Ordered -----

c). Complete the table:

Past Tense.	Present tense.	Future tense
Replied.	-----	-----
-----	Walk.	-----
Decorated.	-----	Will/shall decorate
Ordered.	-----	-----

III. Make as many words as you can from the given words using the same letters:

Wonder. _____

• **SPELLING AND VOCABULARY**

• **WORKSHEET NO-4**

Q1: Complete the words with the missing letters:

K_ tc__n

P__la__e

Ch_l_r__n

F_vo__r_t__

T__ __mw__ __K

Q 2 Make correct words from the jumbled letters:-

Eegse

Cpreer

Shadow

Mroingn

Troydse

Q3: Make words with the word ending letter.

Summer _____ ring _____ g _____

Tick mark the correct word: ----

Becouse

Becose

Because

Wonderful

wounderful

wonderfull

Choculate

chocolate

chocolate

Feste

feast

feaste

Delecious

delicious

delicious

Q5; ---Give suitable word for the following: ----

One who waters the plants

Plural of tooth

Opposite of strong

Shed tears

The meal we take at night

Q6:---Complete the pyramid:

A two letter word beginning with B _____

A three letter word beginning with C _____

A four letter word beginning with D _____

A five letter word beginning with E _____

A six letter word beginning with F _____

Q7:- Find out the names of the vegetables: ---

W	A	B	Q	P	O	T	A	T	O
C	L	F	T	E	Q	O	P	U	P
J	N	G	U	A	V	M	L	R	N
B	E	A	N	S	W	A	Y	N	D
Z	M	H	W	X	Z	T	T	I	H
K	E	C	A	R	R	O	T	P	I
L	A	D	Y	F	I	N	G	E	R
P	D	O	N	I	O	N	L	K	J

1. _____

2. _____

3. _____

4. _____

5. _____

UNIT—II (TEAMWORK)**Activity Sheet No.-5**

(1) Complete the following lines:

- (a) "Together we can-----;
Then we'll share the joy of-----
Team work, everyone!"
- (b) 'We're the parts that-----
And we've got our-----
Sometimes it can be-----
When a you or a-----?"

(c) Write six rhyming words from these lines

- | | |
|---|---|
| 1 | 2 |
| 3 | 4 |
| 5 | 6 |

(2) Complete the story by filling in articles

-----bee was drinking water on-----bank of -----river. It fell into -----
river. ----- dove that was watching all this, plucked -----leaf and threw it
near -----bee. -----bee climbed on -----leaf and flew out. It thanked-
-----dove for saving its life. After some days, -----hunter came there. He
saw-----dove sitting on -----branch of -----tree and aimed his gun at
it. -----bee saw that dove's life was in danger. It flew at once and stung at ---
---hunter' hand. -----hunter missed -----aim as his hand felt-----acute
pain. In ---meantime, -----dove flew away and its life was saved.

(3) Write the contractions for the following phrases.

- Has not -----
Cannot -----
They are -----
Do not -----
What have -----

(4) Make sentences:

- 1) Goal: -----
2) Team: -----
3) Dream: -----
4) Feast: -----
5) Gardener : -----

(5) Frame questions for the given sentences

- A I have a very big house.

- B She goes to Manav Mangal School.

- C New Delhi is the capital of India.

- D Ravi has taken my pencil.

- E There are forty six students in my class.

TOPIC----TEAMWORK
WORK SHEET (6)

(A) Look at the picture and write five sentences:



- 1 -----
- 2 -----
- 3 -----
- 4 -----
- 5 -----

(B) In the puzzle find the words given in the column. These words are formed by joining two words . One is done for you

Teamwork	a	w	g	o	o	d	m	o	r	n	i	n	g	f	g	h	s
Football	f	y	o	i	w	e	r	t	y	u	i	o	p	l	k	j	o
Today	o	p	u	u	h	o	c	k	e	y	d	s	a	z	x	c	m
Goodmorning	o	h	m	e	v	b	n	m	k	j	f	u	n	t	i	m	e
Everyone	<u>t</u>	<u>e</u>	<u>a</u>	<u>m</u>	<u>w</u>	<u>o</u>	<u>r</u>	<u>k</u>	l	k	j	h	g	o	b	p	t
Meamtime	b	f	r	g	q	w	e	r	t	y	y	u	i	d	a	o	i
Sometime	a	j	n	o	b	o	d	y	u	i	j	n	v	a	t	v	m
Nobody	l	b	y	k	q	w	e	r	t	e	v	e	r	y	o	n	e
Baton	l	s	e	q	z	x	c	v	b	n	m	k	j	o	n	o	u
Hockey	y	t	q	m	e	r	i	g	o	l	d	x	z	a	s	d	f
Funtime	o	l	f	q	e	w	t	y	u	i	o	p	l	k	j	h	g

- 1----- 2-----
 3----- 4-----
 5----- 6-----
 7----- 8-----
 9----- 10-----

(C) Give one word for the following:

- A Teacher, Principal -----
 B Nurse, doctor -----
 C Postman, Postmaster - -----
 D Prisoner, Policeman -----
 E Coolie, Guard -----

(D) Rearrange the letters to form meaningful words:

- Ridbge ----- damam -----
 Niscere ----- ssocrc -----
 Viqck -----

(E) Write opposite of the following words:

- | | | |
|-----|---------|---------|
| (a) | Silence | = |
| (b) | Hardly | = |
| (c) | Before | = |
| (d) | Never | = |
| (f) | Wise | = |

LESSON – FLYING TOGETHER

Activity Sheet No. 7

Q. 1 Read the passage carefully and answers the questions that follow:

One morning when the geese had gone out in search of food, a hunter came to the forest, “so this is where the wild geese live, he said to himself.” When they come back in the evening, I shall catch them. The hunter climbed up the tree with the help of the creeper. He went to the top and spread his net there. Then he climbed down and went away. In the evening, the geese returned home. They did not notice the net. As they flew into the tree, they were trapped. They struggled hard to get out but could not.

1. Why did the geese go out one morning?

Ans. _____

1) Who came to the forest?

Ans. _____

2) What did the hunter say to himself?

Ans. _____

3) How did he climb up the tree?

Ans. _____

4) What did he do then?

Ans. _____

5) When did the geese return?

Ans. _____

6) Opposite of morning is _____

7) Singular of geese is _____

8) Meaning of struggle is _____

9) Write the past tense of spread _____

10) Make a sentence from the given word:

Hunter: _____

Activity Sheet No. 8


Q. 1 Encircle the correct spellings:

- | | | |
|--------------|-----------|-----------|
| 1. Branchis | branches | branchs |
| 2. Destroy | disstroy | distroy |
| 3. Tomorrow | tomorow | tommorrow |
| 4. Straggled | struggled | struggld |
| 5. Advised | advysed | advised |


Q. 2 write the meanings of:

- | | |
|-------------------|------------------|
| 1. Creeper _____ | 3. Winding _____ |
| 2. Muttered _____ | 4. Lapped _____ |
| 5. Trapped _____ | |

Q. 3 Quiz Time (Choose the answers from the lesson)



Rhymes with annoy



past tense of reply



comparative degree of

Strong



Opposite of wise



plural of goose



synonym of jungle

FLYING TOGETHER

Activity Sheet No.-9

Q. 1 Fill in the blanks with the correct Prepositions from the brackets:

- 1) There were four eggs _____ the sparrow's nest. { out / in }
- 2) The telephone is _____ the window. { near / by }
- 3) The kitten was sitting _____ the table { under / in }
- 4) The Pied Piper stepped _____ the street. { on / over }
- 5) Humpty Dumpty sat _____ a wall. { beside / on }
- 6) The train is going _____ the bridge. { under / across }
- 7) Gulliver found three men standing _____ his chest. { on / in }
- 8) There is a herd of cows _____ the field. { with / in }
- 9) My aunt lives _____ a flat. { above / in }
- 10) He died _____ dengue. { of / from }

Q. 2. Match the following:

A

Tree
Bush
Creeper
Climber
Water plant
Desert plant

B

Pumpkin
Date palm
Mango
Mehandi
Money plant
Lotus

Q 3. Why do we need to conserve trees?

How can we do that? Write a paragraph on it.



Q. 4 Frame questions:

- 1) The old goose noticed a small creeper at the foot of the tree.

- 2) The old bird advised to destroy the creeper.

- 3) A hunter came to the forest when the geese had gone out in search of food.

- 4) The hunter was surprised when he saw the birds flying away.

- 5) The hunter spread the net on the tree to trap the birds.

Q.5 Change the tenses of the sentences into the future tense:

- ◆ The hunter climbs the tree with the help of a creeper.

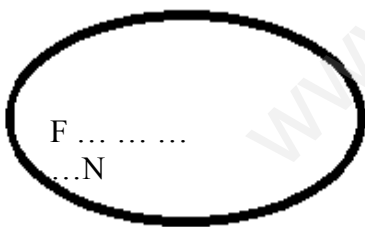
- ◆ The hunter looks at the geese in the net.

- ◆ The hunter was taken by surprise.

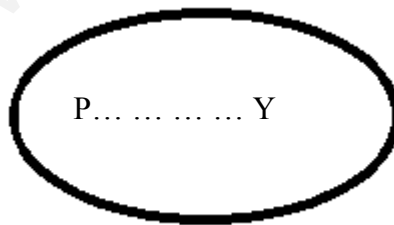
- ◆ The hunter came to the forest.

- ◆ The geese went out in search of food.


Q. 6 Write some more words in place of 'nice' as in the clue:



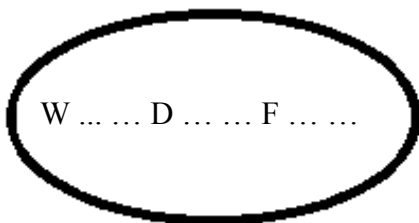
A nice day



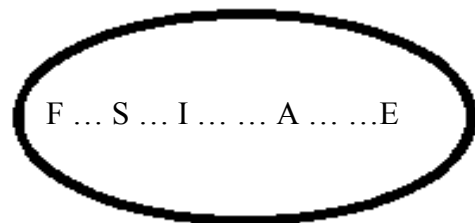
A nice dress



A nice drink



A nice holiday



A nice jacket

Unit- 3 My Shadow

Activity sheet No. - 10

I. Find out from the poem:

1. A word which means a yellow flower

.....

2. A word which is antonym of awake

.....

3. A heavenly body

.....

4. The name of country

.....

5. Two adjectives

.....

II. Put a tick (✓) on the correct spellings

1. Shadw shadow shedow

2. funniest funiest funniest

3. Always Always Aalways

4. Butercup Butturcup Buttercup

5. Steyed stayed strayd

III. Rearrange the letters to make meaningful words (given in the poem). There are clues to help you. The first one is done for you.

1. OMEH It rhymes with dome. We all live in it.

Home...

2. LALB It rhymes with call. We play with it.

.....

3. YALZ It rhymes with hazy. It is opposite of active.

.....

4. YREAL It rhymes with curly. It is opposite of late.

.....

5. PMJU It rhymes with bump. You often do it.

.....

Activity sheet No. - 11

IV. Given below are some incomplete questions. Complete the questions by putting [What, Who, What, What, Where] in the blanks and then answer the questions.

1. is the poet talking about?
.....
2. is the writer of the poem?
.....
3. Is the funniest thing about the shadow?
.....
4. did he found one early morning?
.....
5. was the shadow asleep?
.....

VI. Find the 'small' word which is lost in the 'big' word (one has been done for you).

1. Funniest
2. Buttercup
3. Children
4. Always
5. Shinning

VII. Fill the correct degrees of adjectives

	Positive Degree	Comparative Degree	Superlative Degree
1.	Lazy
2.	Early
3.	Funniest
4.	faster
5.	slower
6.	taller

Activity Sheet No.-12.

Robinson Crusoe(Discovers a footprint)

1. Fill the blanks to complete the words (All the words are from the lesson).

1. T W R
2. A A D
3. N I E E
4. F G T E
5. I H I D

Write the Present tense and Future tense of the words given in the

Past tense. Past tense Present tense Future tense

.....	Surprised
.....	Went
.....	Confused
Returned
Frightened

V. Find out from the story.

1. Antonym of front
2. Synonym of made out
3. An adverb
4. Name of the writer
5. A word that rhymes with pleasure

Activity sheet No. - 13

VI. Rearrange the jumbled sentences to make meaningful sentences. Put proper punctuation marks.

1. Is my birthday on Sunday

.....

2. To which do from you come

.....

3. Is peacock a bird beautiful

.....

4. Animal this long nose has a

.....

5. Likes eat he south food to Indian

.....

VII. Enrich your vocabulary.

Write some more interesting words for 'nice'. The first one has been done for you.

1. A nice day F Y

2. A nice dress P Y

3. A nice surprise P A T

4. A nice drink R R S N

5. A nice jacket F S I A E

VIII. Given below are some homophones.

Write their meanings and use them in sentences of your own.

1. Not

.....

Knot

.....

2. Which

.....

Witch

.....

3. Would

.....

Wood

.....

4. Two

.....
Too
.....

UNIT 4 – MY ELDER BROTHER

Activity Sheet No.- 14

- I. Write ten sentences on 'My Elder/Younger Brother/Sister'.

- II. Write down the things that Munna liked to do

1. _____
2. _____
3. _____
4. _____

- III. Do you like to become as Munna or Bhaiya? Why?

- IV. How many periods are there for the following subjects and adjectives in a week?

Subject	Periods
English	_____
Hindi	_____
Maths	_____
EVS	_____
Music	_____
Games	_____
Art & Craft	_____
CCA	_____

V. Make as many words as you can with the given words using the same letters:

- | | | |
|------|------------|-------|
| i) | Together | _____ |
| ii) | Beautiful | _____ |
| iii) | time-table | _____ |
| iv) | brother | _____ |
| v) | Foundation | _____ |
| vi) | Tremendous | _____ |

UNIT – 5

Activity sheet No. - 15

Rip Van Winkle

I. Encircle the correct spellings

- | | | |
|--------------|------------|-----------|
| 1. Niebour | Neighbour | Neighbour |
| 2. Companion | Companin | Compansin |
| 3. Grizzld | Grizzled | Grizlled |
| 4. Towards | Towardses | Towords |
| 5. Frightend | Frightened | Frighteld |

II. Write the synonyms of the following words:

1. Idle away
2. Constant
3. Companion
4. Realise
5. Descend

III. Choose the antonyms of the words given below from the lesson

1. Cruel
2. Short
3. Thin
4. Ascend
5. Sorrow

UNIT - 5

Activity Sheet No.-16

IV. Underline the silent letters in the words given.

1. Through

4. Honourable

7. Walk

2. Knife

5. Flight

8. Plumber

3. Honest

6. Sight

9. Whistle

V. Find out from the lesson:

1. Two proper nouns

2. Two common nouns

3. Two adjectives

4. Two adverbs

VI. Rewrite the following sentences by putting in articles (a, an, the) wherever necessary. Also put punctuation marks.

1. Ass is foolish animal
.....

2. Sunil is honest man
.....

3. She gave me pen pencil and rubber
.....

4. We watched movie last night
.....

5. Gold is precious metal
.....

6. I saw elephant and ant
.....