

WORKSHEET

K.V-----

DATE -----

CLASS ____ SUBJECT----- LESSON UNIT -1 TOPIC WAKE UP (1)

NAME OF THE STUDENT-----

Wake up! Wake up!
It's a lovely day.
Oh! Please get up
And come and play.
The birds are singing in the trees,
And you can hear the buzzing bees.

READ THE LINES AND ANSWER THE GIVEN QUESTIONS: (5)

1. Who are singing on the trees ?

Ans: _____

2. Which insect is buzzing ?

Ans: _____

3. Describing word for the day
_____ day

4. What is the name of the poem?

Ans: _____

5. Write two words ending in -----ING

Ans : _____

Q2 WRITE THE RHYMING WORDS FOR THE GIVEN WORDS: (5)

1. Day _____
2. Tree _____
3. Bed _____
4. Out _____
5. Sheep _____.

Q3. WRITE YOUR DAILY ROUTINE: (10)

1. I get up at -----a.m.
2. I brush my teeth and take a bath at -----a.m.
3. I eat my breakfast at -----a.m.
4. I go to school at -----a.m .
5. I eat my lunch at -----p.m .
6. I study at -----p.m .
7. I play at -----p.m
8. I watch T.V at -----p.m.
9. I eat my dinner at -----p.m.
10. I go to sleep at -----p.m

GRADE -----

-TEACHER'S SIGNATURE ----

WORKSHEET

K.V-----

DATE -----

CLASS _____ SUBJECT----- LESSON UNIT -1 TOPIC –WAKE UP (2)

NAME OF THE STUDENT-----

1. .FILL IN THE BLANKS (5)

Big	bigger	biggest
Wide	-----	widest
Tall	-----	-----
Fat	-----	-----
Slow	-----	-----
Fast	-----	-----
Thick	-----	-----

2. COMPLETE THE MISSING LINES: (5)

a) Wake up ! Wake up!

Oh! Please get up

It's much too late to lie in bed

3. WRITE THE FIVE FOOD ITEMS THAT YOU HAVE FOR YOUR BREAKFAST: (5)

a)-----

b))-----

c))-----

d))-----

e))-----

4. MAKE SENTENCES WITH THE FOLLOWING WORDS: (5)

Lovely-----

Morning-----

Bed-----

-

Sun-----

Head-----

GRADE -----

-TEACHER'S SIGNATURE -----

WORKSHEET

K.V-----

DATE -----

CLASS _____ SUBJECT----- LESSON UNIT-1

TOPIC –NEHA’S ALARM CLOCK (1)

NAME OF THE STUDENT-----

1. WHO SAID THESE WORDS AND TO WHOM?

a) Wake up dear ! Wake up fast!

b) Ma ,Who woke me up today?

c) I feel hungry.

d) Relax, Today is Sunday.

e) Who else? You. Of course.!

2. ADD “NESS” OR “TY” TO MAKE A NOUN WITH THE FOLLOWING WORDS: (10)

Lazy -----

Kind -----

Honest -----

Good -----

Sincere -----

Firm -----

Soft-----

Faithful -----

Neat-----

Full -----

3. ENCIRCLE THE CORRECT WORDS : (10)

. buzzing	buzzing
Relax	relas
Mutres	mutters
Morning	murning
Pillow	pelow
Blanket	blanket
Bright	brite
Chirpi	chirpy
Alarm	alarm
Nows	knows

4. WRITE THE NAMES OF THE THINGS THAT YOU SEE IN THE MORNING : (5)

5. WRITE THE SOUNDS THAT YOU HEAR IN THE MORNING: (5)

GRADE -----

TEACHER'S SIGNATURE -----

WORKSHEET

K.V-----

DATE -----

CLASS ____ SUBJECT----- LESSON UNIT--1

TOPIC -- NEHA'S ALARM CLOCK (2)

NAME OF THE STUDENT-----

Q1. ANSWER THE FOLLOWING QUESTIONS:

1. Why is Neha happy when her alarm clock falls?

Ans: _____

2. Who fills Neha's room with a warm smile?

Ans: _____

3. Who wakes up Neha calling her "a sleepy head"?

Ans : _____

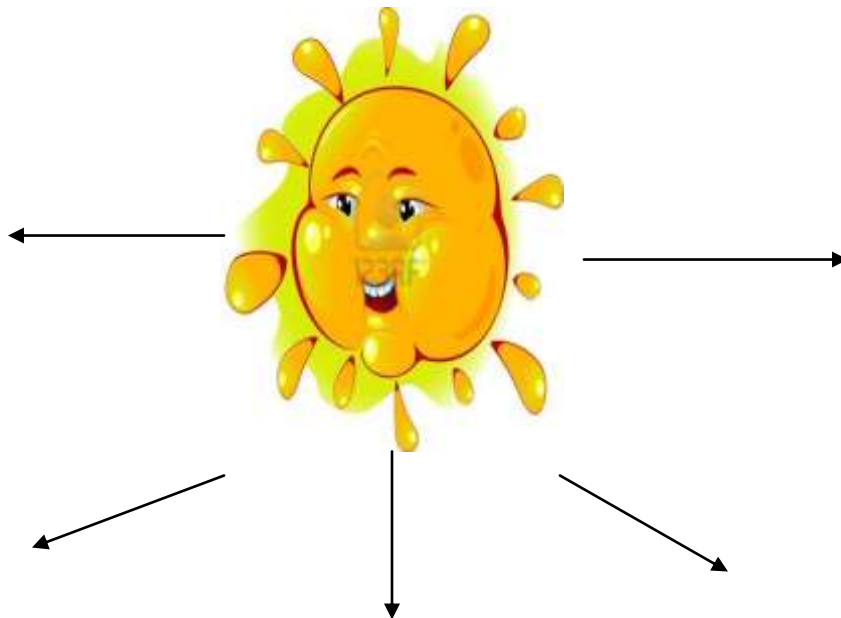
4. Why Neha's mother tells her to relax.?

Ans : _____

5. What surprised Neha ,the next day ?

Ans : _____

Q2. WRITE DOWN THE WORDS RELATED TO THIS PICTURE:



3. CHANGE THE GENDER OF THE FOLLOWING:

a) She is a tall girl.

b) My father really loves me.

c) My uncle is very good

d) The old man has five sons .

e) The king was very kind.

GRADE -----

-TEACHER'S SIGNATURE -----

WORKSHEET

K.V-----

DATE -----

CLASS _____ SUBJECT----- LESSON UNIT- 2 TOPIC NOSES (1)

NAME OF THE STUDENT-----

1. COMPLETE THE LINES:

I looked in the mirror

-it's the funniest thing

Stuck right out where

With two little-----where

-----goes.

2. WRITE THE RHYMING WORDS: (5)

Nose -----

Thing -----

Hair -----

Chin-----

Funny -----

3. WRITE NAMES OF PARTS OF THE BODY: (10)

_____	_____
_____	_____
_____	_____
_____	_____
_____	_____

4. DESCRIBE THE FEATURES OF THIS GIRL:



-eg: Sharp nose-----

GRADE -----

-TEACHER'S SIGNATURE -----

WORKSHEET

K.V-----

DATE -----

CLASS _____ SUBJECT----- LESSON - UNIT-2 TOPIC - NOSES (2)

NAME OF THE STUDENT-----

1. SOLVE THE RIDDLES AND ALSO DRAW THEIR PICTURES : (5)

1 . We help you to see. We are very important part of your body. Who are we ?

Ans-----

1. I give you a sense of smell and also help you to breathe .Who am I?

Ans-----

3. We carry you everywhere. We help you to walk and run .We are two in number .Who are we?

Ans-----

2. I am your bread basket. Whatever you eat goes into me. I am your good friend . Who am I?

Ans-----

5. We are ten in number and we are present in both your hands and feet. Who are we?

Ans -----

2. WRITE THE OPPOSITES: (5)

Downwards -----

Slow -----

Difficult -----

Strong -----

Day -----

3. MAKE SENTENCES OF THE GIVEN WORDS: (5)

Mirror -----

Little -----

Chin-----

Funny-----

Shout-----

GRADE -----

-TEACHER'S SIGNATURE -----

WORKSHEET

K.V-----

DATE -----

CLASS _____ SUBJECT----- LESSON UNIT-2

TOPIC THE LITTLE FIR TREE (1)

NAME OF THE STUDENT-----

1. USE OF “IS” OR “ARE”: (5)

- a) The boy _____ very tall and thin.
- b) All the cows _____ grazing in the fields.
- c) My brothers _____ very intelligent and active.
- d) The classroom _____ quite neat and clean.
- e) There _____ many baskets of mangoes for all of us.

**2. WRITE AT LEAST FIVE SENTENCES ON THE GIVEN TOPIC
(5)**

“TREES ARE OUR BEST FRIENDS”

3. ANSWER THE GIVEN QUESTIONS: (10)

a) Why was the fir tree sad?

Ans-----

b) Who took shelter under the fir tree?

Ans-----

c) What happened to the glass leaves?

Ans-----

d) Who said, "Ask for four wishes and I will grant them"?

Ans-----

f) Who stole the gold leaves?

Ans-----

4. Draw a lovely tree and write a slogan about it (5)

WORKSHEET

K.V-----

DATE -----

CLASS _____ SUBJECT----- LESSON UNIT-2

TOPIC THE LITTLE FIR TREE (2)

NAME OF THE STUDENT-----

1. Here is the story of the little fir tree.Rearrange it in correct order.
(10)

a) There was a little fir tree. It had needle like leaves .

It began to rain heavily.

b) The tree asked for glass leaves.

c) Shetty asked the tree to ask for four wishes.

d) A goat came and ate the leaves.

e) The tree asked for gold leaves.

f) The wind blew, and broke all the gold leaves.

g) Then the tree wanted it needle like leaves back.

h) Shetty, the magician was returning home.

i) Shetty was happy as he didn't get wet.

j) The tree asked for green leaves.

k) A man stole all the gold leaves.

2. WRITE IN THE BLANKS (5)

- Two animals that sit on the trees -----
- Two things that trees give us -----
- One use of a tree -----

3. SPELL CHECK -CORRECT THE SPELLINGS (5)

MAGESIAN -----

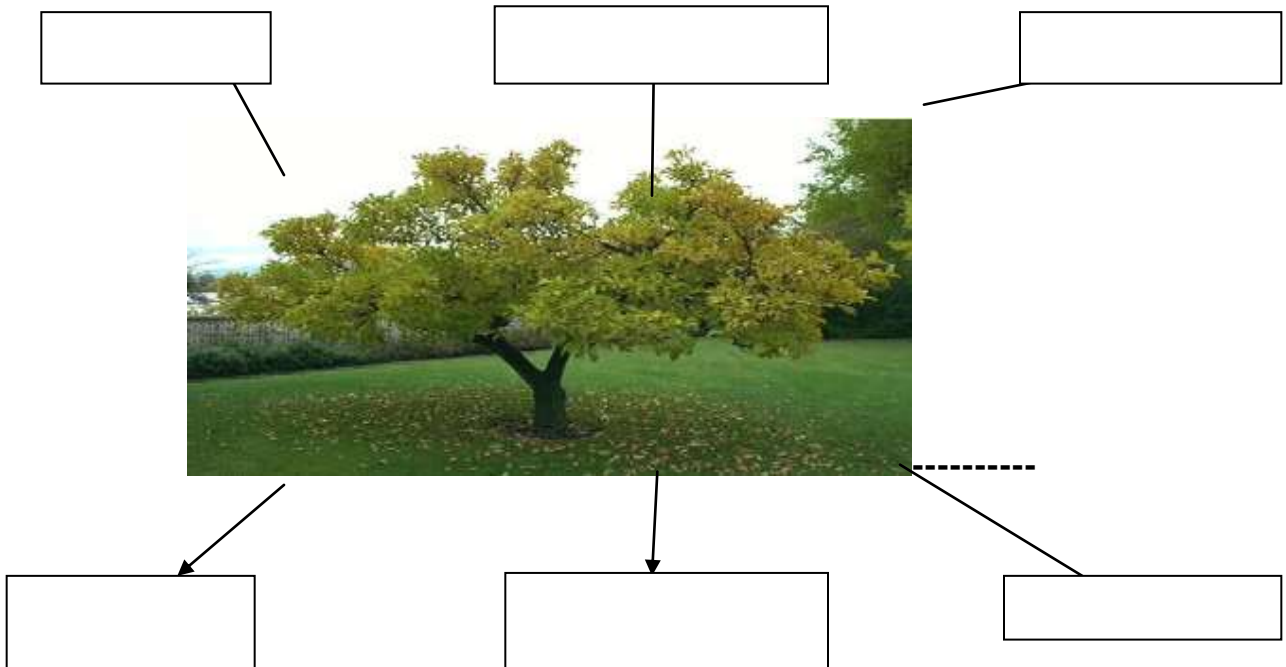
NIIDLES -----

SERPRISED-----

REWORD -----

HAPPI -----

4. WRITE THE WORD WEB FOR THIS TREE: (5)



GRADE-----

TEACHER'S SIGN-----

WORKSHEET

K.V-----

DATE -----

CLASS ____ SUBJECT----- LESSON UNIT-3 TOPIC RUN (1)

NAME OF THE STUDENT-----

1. COMPLETE THE BLANKS: (5)

- a) Two outdoor games : _____
- b) Two indoor games : _____
- c) Two team games : _____
- d) Two individual games : _____
- e) Games played with a ball: _____

2. CHANGE THE WORDS USING “LY”

- Slow _____ - (10)
- Quite _____
- Careless _____
- Quick _____
- Smart _____
- Bad _____
- Ready _____
- Happy _____
- Tight _____
- Sad _____

3. CHANGE THE GENDER : (10)

Tiger

Father

Madam

Dog

King

Cock

Aunt

Nephew

Son

Prince

4. REARRANGE THE JUMBLED WORDS: (5)

Mrrey

Trycoun

Dowmea

Hillsied

Trsee

GRADE-----

TEACHER'S SIGNATURE -----

WORKSHEET

K.V-----

DATE -----

CLASS _____ SUBJECT----- LESSON UNIT-3 TOPIC RUN (2)

NAME OF THE STUDENT-----

1. PICK THE ODD ONE OUT : (5)

- Run, fun, sun, den
- Breeze, free, trees, freeze
- My, stay, day , hay
- Lane, mane, rain, jump
- Merry, cherry, little, ferry

2. WRITE A FEW LINES ON THE IMPORTANCE OF GAMES IN OUR LIVES (5)

3. WRITE THE PAIR OF WORDS

Bat and _____

Playground and _____

Tree and _____

Child and _____ -

Mother and _____

Grass and _____

Eyes and _____

Shoes and _____

Bag and _____

School and _____

4. COMPLETE THE LINES (5)

Away from the city

Out to the country

Run in the raindrops!

Run little races

Run down the hillside

GRADE-----

TEACHER'S SIGNATURE-----

WORKSHEET

K.V-----

DATE-----

CLASS _____ SUBJECT -----

LESSON UNIT--3 TOPIC-NASRUDDIN'S AIM (1)

NAME OF THE STUDENT-----

Q1. WRITE TRUE OR FALSE BASED ON THE LESSON: - (5)

1. Nasruddin never boasted about anything. ()
2. Nasruddin was very good at archery. ()
3. Nasruddin hit his aim for the third time. ()
4. Nasruddin's friends started laughing. ()
5. Nasruddin was playing with his friends. ()

Q2. WRITE A FEW LINES ABOUT YOUR FAVOURITE GAME: (5)

Q4. SPELL THE WRITE WORD: - (5)

- a) A game where bow and arrow is used (cheryar) -----
- b) India is our (trycoun) -----
- c) Surely (tainlycer) -----
- d) To hit the goal (getrat) -----
- e) Talking (ingchatt) -----

Q5 WRITE THE FULL FORMS OF THE GIVEN WORDS :

- They've -----
- Weren't -----
- Won't -----
- Couldn't -----
- You'll -----
- She's -----
- Isn't -----
- Hasn't -----
- Couldn't -----
- We're -----

GRADE-----

TEACHER'S SIGNATURE-----

WORKSHEET

K.V----- DATE-----

CLASS _____ SUBJECT LESSON UNIT--3 TOPIC-NASRUDDIN'S AIM (2)

NAME OF THE STUDENT-----

Q1. USE THESE WORDS IN YOUR OWN SENTENCES: (5)

1. target-----

2. friends-----

3. bow and arrow-----

4. archery-----

-

5. string-----

Q2. WRITE THE NAMES OF GAMES IN WHICH WE AIM AT THE TARGET AND PLAY:-

-

Q3. ANSWER THE FOLLOWING QUESTIONS:

1. What did Nasruddin's friends ask him to do?

Ans: -----
--

2. Nasruddin took someone else's name when he missed the target. Name those people?

Ans: -----

3. Fill in the blanks:

He used a b _____ and a _____ to hit the target.

4. Which quality of Nasruddin' is shown in this lesson?

Ans-----

5. Do you agree with this that Nasruddin was good at archery?

Ans: -----

GRADE-----

TEACHER'S SIGNATURE-----

WORKSHEET

K.V-----

DATE -----

CLASS ____ SUBJECT----- LESSON UNIT--4 TOPIC WHY? (1)

NAME OF THE STUDENT-----

READING

1. READ THIS POEM AND ANSWER THE QUESTIONS :- (10)

I know a curious little boy,
Who is always asking "Why?"
Why this, why that, why then, why now?
Why not, why by-the-by?
He wants to know why wood should swim,
Why lead and marble sink,
Why sun should shine and wind should blow
And why we eat and drink.
He wants to know what makes the clouds
And why they cross the sky,
Why sinks the sun behind the hills
And why the flowers die.

1. How is the little boy?

Ans: -----

2. What questions does the boy ask .Write any two?

Ans: -----

-

3. Where does the sun sink?

Ans-----

4. What do lead and marble do?

Ans-----.

5. Complete the lines:

He wants to know what makes the-----
-

6. Write two words starting with “S” from the poem:

7. Give the opposite of “little”: -----

8. Write the two naming words from this poem:

9. Past tense of “walk”: -----

10. What is the name of this poem: -----

2. WRITE FIVE QUESTIONS OF YOUR CHOICE: (5)

1. -----

2. -----

3. -----

4. -----

5. -----

TEACHER.S SIGN ----- GRADE -----

WORKSHEET

K.V-----

DATE -----

CLASS ____ SUBJECT----- LESSON UNIT--4 TOPIC WHY? (2)

NAME OF THE STUDENT-----

1. GIVE THE RHYMING WORDS: (5)

Blow -----

why -----

sun -----

yet -----

Wood -----

2. COMPLETE THE GIVEN WORDS: (10)

a) c__ r__ __u s

b) f l__w__r s

c) c r__ s s

d) a l w __y __

e) r __ __ s o n

f) a __s w __ r

g) c l __ __ d s

h) m __r b l __

i) s__ n k

j) s h __ n ____

3. ARRANGE THESE WORDS IN ALPHABETIC ORDER

(10)

Curious always reason shine answer

Others know flowers behind makes

4. WRITE THE DESCRIBING WORDS FOR THESE THINGS:

(5)

----- boy

-----flowers

-----marble

-----wood

-----cloud

5. CHANGE THE NUMBER: (5)

Boy -----

Baby -----

Tree -----

Wood -----

Mountain -----

GRADE-----

TEACHER'S SIGNATURE-----

WORKSHEET

K.V-----

DATE -----

CLASS _____ SUBJECT----- LESSON UNIT -4

TOPIC ALICE IN WONDERLAND (1)

NAME OF THE STUDENT-----

**READ THIS PASSGE AND ANSWER THE FOLLOWING QUESTIONS:
(10)**

One day, Alice was lying under a tree listening to her sister reading a story. Suddenly, she saw a white rabbit scamper by. He had pink eyes and was wearing a blue coat. He took out a big watch from his waistcoat pocket and as he hurried away, he said, "Oh dear, I will be too late!" She thought there was something very different about this rabbit. It could talk, it wore a red waistcoat and it carried a watch. Alice wondered, "A talking rabbit? A rabbit who wears a waistcoat!" Alice was burning with curiosity and she followed the white rabbit.

1. Where was Alice lying one day?

Ans: -----

2. Who was reading out a story?

Ans -----

3. What was the colour of the rabbit?

Ans-----

4 What was the rabbit wearing?

Ans -----

5. Who said “oh! Dear I will be too late”.

Ans -----

6. What was different about the rabbit?

Ans-----

7. Complete the lines:

Alice was burning with curiosity-----

8. What was the colour of the waist coat?

Ans-----

9. Write the names of two animals which can hop?

Ans -----

10. Give a title to this passage:

Ans-----

2. Write a few lines on a rabbit. (5)

-GRADE-----

TEACHER’S SIGNATURE-----

WORKSHEET

K.V-----

DATE -----

CLASS _____ SUBJECT----- LESSON UNIT -4

TOPIC ALICE IN WONDERLAND (2)

NAME OF THE STUDENT-----

1. WRITE THE NAMES OF THE HOUSES IN WHICH THESE ANIMALS LIVE.(5)

A) Lion -----

B) Rabbit -----

C) Horse -----

D) Dog -----

E) Monkey -----

2. MATCH THESE WORDS WITH THEIR MEANINGS

A

B

a) Delighted

chased

b) Curious

vanish

c) Disappear

inquisitive

d) Followed

think

e) Wonder

happy

3. TAKE AWAY THE FIRST LETTER OF THE GIVEN WORDS TO MAKE A NEW WORDS: (5)

Sit -----

Hour -----

Stop -----

When -----

There -----

4. CHANGE THE NUMBER: (10)

• Inch -----

• Mango -----

• Garden -----

• Hole -----

-

• Box -----

• Door -----

• Flower -----

• Leaf -----

• Knife -----

• Foot -----

5. SAY TRUE OR FALSE : (5)

a) Rabbit was white in colour.

b) Alice jumped into the rabbit hole.

c) Small door which Alice saw was 30 inches high.

d) Alice opened the door with a silver key.

e) Alice was sleeping in the garden.

GRADE-----

TEACHER'S SIGNATURE-----

WORKSHEET

K.V-----

DATE -----

CLASS _____ SUBJECT-----LESSON - UNIT-5

TOPIC--DON'T BE AFRAID OF THE DARK (1)

NAME OF THE STUDENT-----

1. Write the names of the things we see during daytime? (5)

2. Write the names of the things we see at night?.

3. Make sentences of the given words:

Dark-----

Earth-----

Shining-----

4. CHANGE THE GENDER : (5)

Emperor -----

Headmaster -----

-

Prince -----

Husband -----

God -----

5. WRITE FIVE THINGS THAT YOU ARE AFRAID OF? (5)

6. GIVE COLLECTIVE NOUNS: (10)

- a) A ----- of flowers
- b) A ----- of keys
- c) An ----- of soldiers
- d) A ----- of bees
- e) A ----- of ships
- f) A ----- of people
- g) A ----- of birds
- h) A ----- of players
- i) A ----- of grapes
- j) A ----- of goats

GRADE -----

TEACHER'S SIGN-----

WORKSHEET

K.V. -----

DATE-----

CLASS _____ SUBJECT-----

LESSON ----- LESSON UNIT -4

TOPIC DON'T BE AFRAID OF THE DARK (2)

NAME OF THE TUDENT-----

READING

Don't be afraid of the dark, little one,
The earth must rest when the day is done.
The sun must be harsh, but moonlight – never!
And those stars will be shining forever and ever,
Be friends with the Night, there is nothing to fear,
Just let your thoughts travel to friends far and near.
By day, it does seem that our troubles won't cease,
But at night, late at night, the world is at peace.

ANSWER THE QUESTIONS: (10)

1. What happens to the earth when the day is over?

Ans: -----

2. Which is harsh -----sunlight or moonlight?

Ans -----

3. Write true or false :

-We should be afraid of night. ()

4. Complete the spellings :

t r ____ b l e s

5. Which part of the day is at peace?

Ans-----

-

6. What comes after night?

Ans: -----

7. Who is the poet of this poem?

Ans-----

8. Complete the lines:

Be friends with -----

9. Write the opposites

Night-----

10. What do we see in the sky at night?

Ans: -----

GRADE-----

TEACHER'S SIGNATURE

WORKSHEET

K.V-----

DATE -----

CLASS ____ SUBJECT----- LESSON UNIT -5 TOPIC HELEN KELLER (1)

NAME OF THE STUDENT-----

1. HERE IS THE STORY OF HELEN KELLER IN SHORT, BUT ALL JUMBLED UP. REARRANGE THE SENTENCES AND REWRITE THE STORY IN THE CORRECT ORDER.

- a) Helen began to grow wild.
- b) It was the summer of 1880
- c) Helen lived. But she was not same after her illness.
- d) Words would tell her everything she wanted to know.
- e) She was often angry.
- f) Her parents thought that they should find a teacher for her.
- g) A healthy baby girl was born in a small town of Alabama.
- h) Her mother did not agree. "Helen is very smart."
- i) The baby became very ill.
- j) Her parents felt sorry for Helen.

2. USE THE FOLLOWING WORDS IN YOUR OWN SENTENCES.

Dark-----

Earth -----

Harsh-----

Shining [-----

Problem-----

3. GIVE ONE WORD FOR THESE GIVEN SENTENCES.

A person who cannot speak: -----

A person who cannot listen: -----

A person who cannot see: -----

A person who cannot walk: -----

A person who cannot distinguish colours at night: -----

**4. MISS SULLIVAN WAS HELEN KELLER'S FAVOURITE TEACHER.
WRITE A FEW LINES BOUT YOUR FAVOURITE TEACHER.**

GRADE-----

TEACHER'S SIGNATURE

WORKSHEET

K.V-----

DATE -----

CLASS ____ SUBJECT----- LESSON UNIT -5 TOPIC HELEN KELLER (2)

NAME OF THE STUDENT-----

1. GIVE THE OPPOSITES

Wide-	-----
-	-----
Inside	-----
Young	-----
Healthy	-----
Wrong	-----
Dirty	-----
Night	-----
Late	-----
Light	-----
Loved	-----

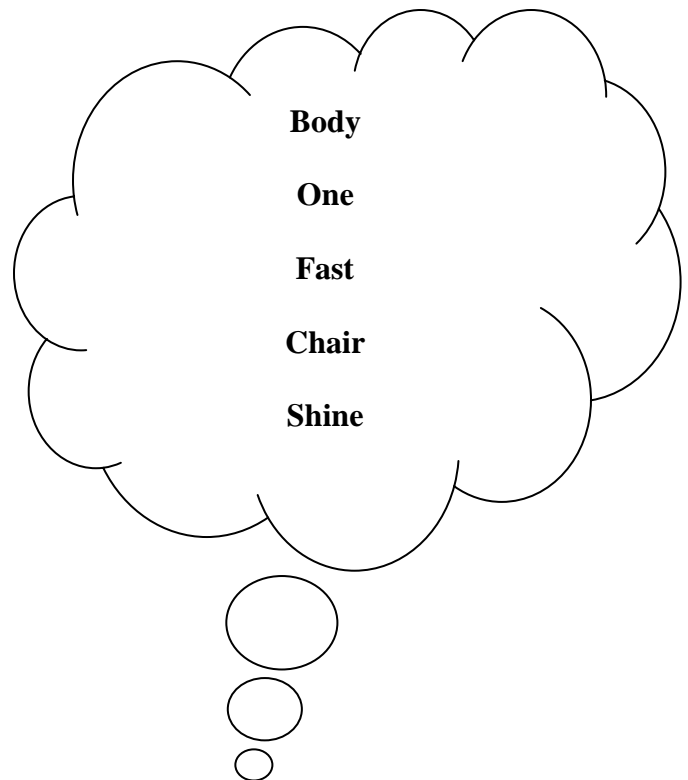
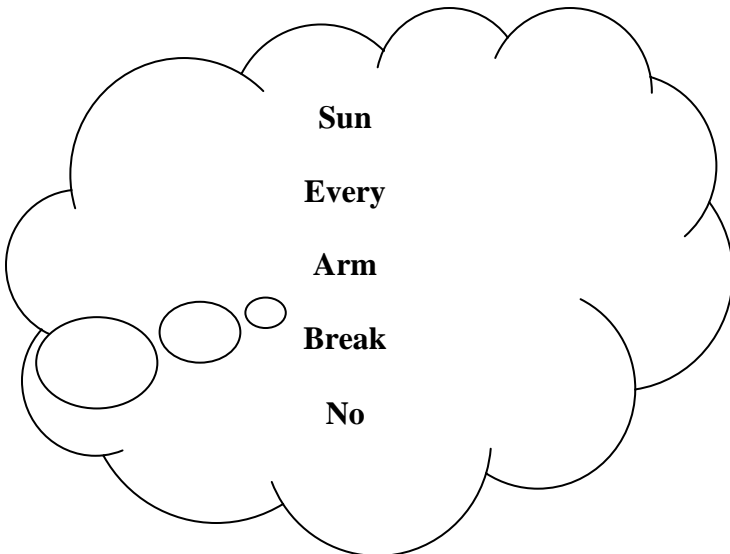
2. Correct the spellings:

Agreed	-----
Important	-----
Young	-----
Dirti	-----
Speceal	-----

3. FILL IN THE BLANKS:

- a) It was the -----of 1880.
- b) Her parents loved her _____ and named her _____.
- c) The baby grew into a _____-girl.
- d) Helen could not see or _____.
- e) Helen Keller's name was Miss _____

4. MAKE A NEW WORD BY JOINING THE WORDS FROM THE TWO BUBBLES:



GRADE-----

TEACHER'S SIGNATURE-----

WORKSHEET

K.V-----

DATE -----

CLASS _____ SUBJECT----- LESSON –UNIT-6

TOPIC-I HAD A LITTLE PONY (1)

NAME OF THE STUDENT-----

1. COMPLETE THE POEM:

She whipped _____

She lashed _____ -

She drove _____

I wouldn't lend _____

For all _____

2 GIVE THE RHYMING WORDS : (10)

- Little _____
- born _____
-
- Him _____
-
- Lend _____
-
- Mile _____
-
- Mire _____
-
- Name _____
- Away _____
- Donkey _____
- Go _____

3 . MAKE SENTENCES :

a) donkey

b) lady

c) whipped

d) lent

e) born

4. GIVE THE YOUNG ONES OF THESE ANIMALS : (10)

- LION -----
- COW -----
- GOAT -----
- TIGER -----
- CAT -----
- DOG -----
- DUCK -----
- PIG -----
- HEN -----
- SHEEP -----

GRADE -----

-TEACHER'S SIGNATURE

WORKSHEET

K.V-----

DATE -----

CLASS _____ SUBJECT----- LESSON –UNIT-6

TOPIC-THE DONKEY

NAME OF THE STUDENT-----

1. COMPLETE THE POEM: (5)

If I had a donkey

Would I wallop him?

I'd find -----

And give -----

Then he'd be the best donkey

. 2. GIVE THE RHYMING WORDS: (5)

Him -----

Hay -----

Best -----

He -----

Find -----

3. IF ANIMALS WERE TO SPEAK, HOW WOULD THE FOLLOWING

ANIMALS SPEAK: (10)

1. Cow -----
2. Goat -----
3. Cat -----
4. Snake -----
5. Bird -----
6. Monkey -----
7. Donkey -----
8. Lion -----
9. Dog -----
10. Horse -----

GRADE -----

-TEACHER'S SIGNATURE -----

WORKSHEET

K.V-----

DATE -----

CLASS _____ SUBJECT----- LESSON –UNIT-6

TOPIC-THE MLIKMAN’S COW (1)

NAME OF THE STUDENT-----

READING

The milkman's cow was in a bad mood. It sat in the middle of the road and refused to move.

The milkman begged the cow to get up. "The children are waiting for their milk to help them grow strong. Please get up," he pleaded. He pulled and tugged and prayed.

But the cow wasn't going anywhere that day.

ANSWER THE FOLLOWING QUESTIONS AFTER READING THE PASSAGE:

1 Where did the cow sit?

Ans: -----
--

Why did the cow refuse to move?

Ans: -----

2. Who begged the cow to move?

Ans: -----

4. What did the milkman say to the cow?

Ans:

5. Complete the sentence:

He pulled

6. Give the opposites:

Bad-----

Strong

7. Write the name of one helper from the passage:

.....

8. Change the gender:

Bull

9. Change the number

Child

Milkman

10. Write the name of the lesson from which this passage has been taken

.....

.GRADE

-TEACHER'S SIGNATURE

WORKSHEET

K.V-----

DATE -----

CLASS _____ SUBJECT----- LESSON –UNIT-6

TOPIC-THE MILKMAN’S COW (2)

NAME OF THE STUDENT-----

Q1 ANSWER THE FOLLOWING QUESTIONS : (5)

1. Name the two things which the grocer was carrying?

Ans: -----

2. What did the wrestler say?

Ans -----

3. What did the cow do when it was in a bad mood?

Ans: -----

-

4. What did the little boy give to the cow?

Ans: -----

5. What lesson do you get from the story?

Ans: -----

Q2. Give the opposites: (5)

a) Pretty -----

b) Bright -----

c) Pulled -----

d) Difficult -----

e) Day -----

3. FILL IN THE BLANKS WITH THE WORDS GIVEN IN THE BOX: (5)

Jingling gleaming muscles refused grocer

- a) The milkman's cow _____ to move.
- b) Buttons and buckles of the policeman were _____ bright.
- c) A _____ had a bag of potatoes and peas.
- d) An ice-cream man came with his _____ cart.-
- e) The _____ of the wrestler were gleaming in the sun.]

4. GIVE THE NAMES OF FIVE HELPERS WHO HAVE HELPED YOU: (5)

GRADE -----

-TEACHER'S SIGNATURE -----

WORKSHEET

K.V-----

DATE -----

CLASS _____ SUBJECT----- LESSON –UNIT-6

TOPIC-THE MILKMAN’S COW (3)

NAME OF THE STUDENT-----

1. MATCH THE WORDS WITH THEIR SYNONMS: (5)

A

B

Strength

begged

Pail

to say no

Refused

power

Pleaded

to smile widely

Grinned

bucket

2. Punctuate the sentences given below: (5)

a) This cow is brown in colour

b) i will go the market on sunday

c) That boy is rohan’s brother

d) i love my country india

e) My mother is very tall smart and beautiful

3. Pick out naming words from the group : (10)

Soap,	road,	Radha	,	grass	their
garden	upon,	singing,	bicycle,	about	
play,	lion,	boy	from,	park,	books
school,	India	apple,	talk ,	butterfly	sing
,					

-----	-----
-----	-----
-----	-----
-----	-----

4. WRITE A FEW LINES ON A COW: (5)

- GRADE -----

-TEACHER'S SIGNATURE -----

