

**Bal Bharati Public School, GRH Marg(Pusa Road Campus), New Delhi****Session 2012-2013**

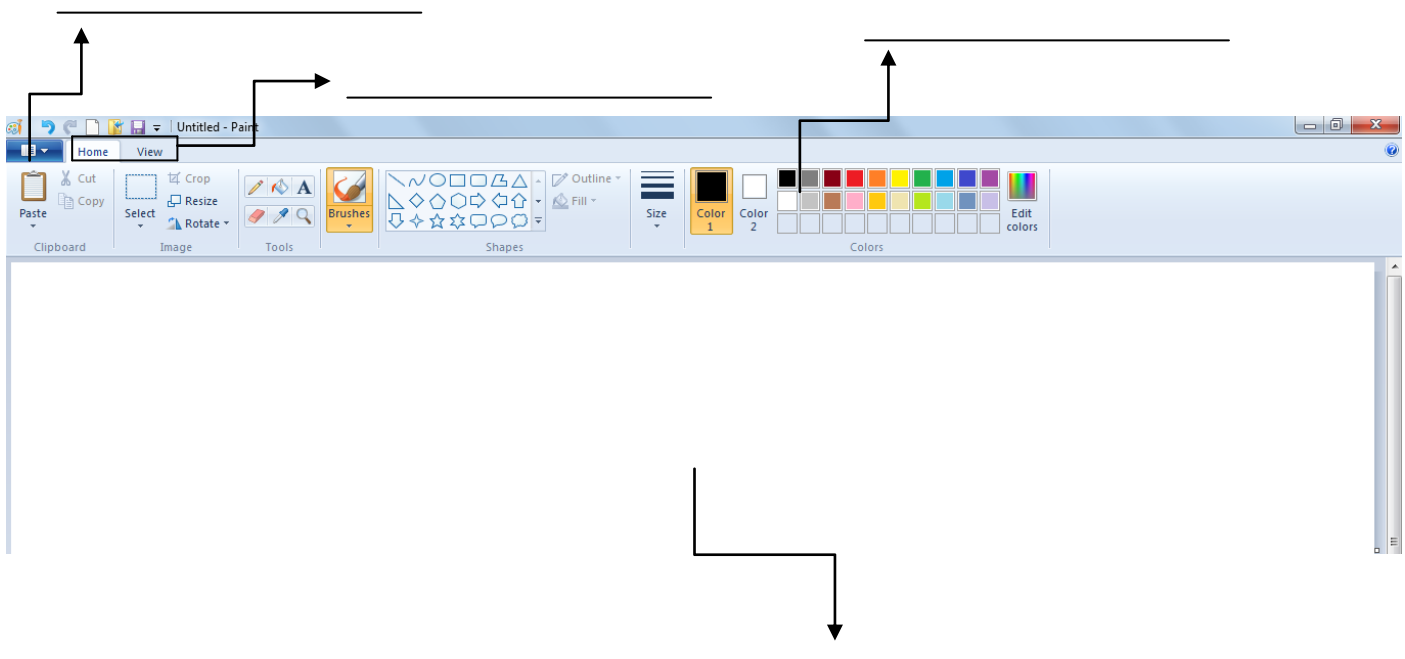
Worksheet No. 3 (based on Chapter-5)

Subject : Computer

Name ..... Date :..... Class/Sec: III, .....

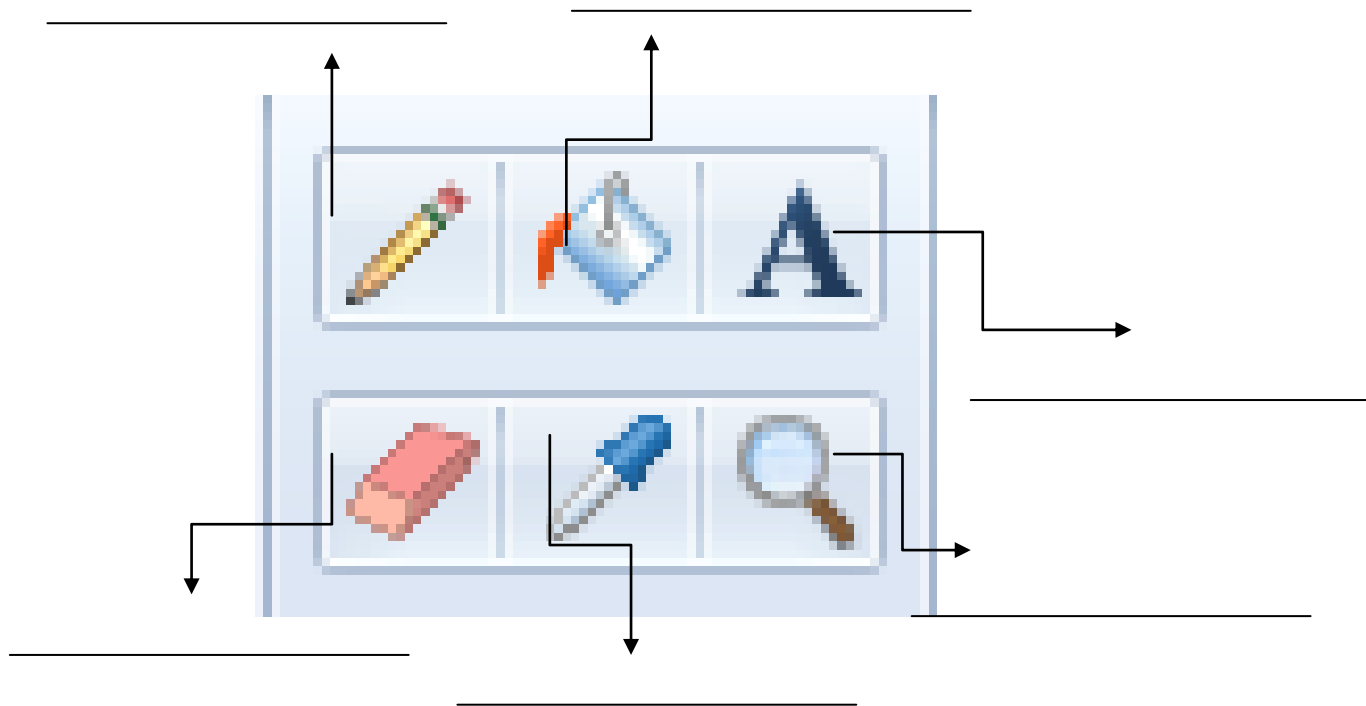
**Q.1. Complete the steps to open Paint Program:**

- Click on \_\_\_\_\_ button.
- Click on all \_\_\_\_\_.
- Click on \_\_\_\_\_.
- Click on \_\_\_\_\_.

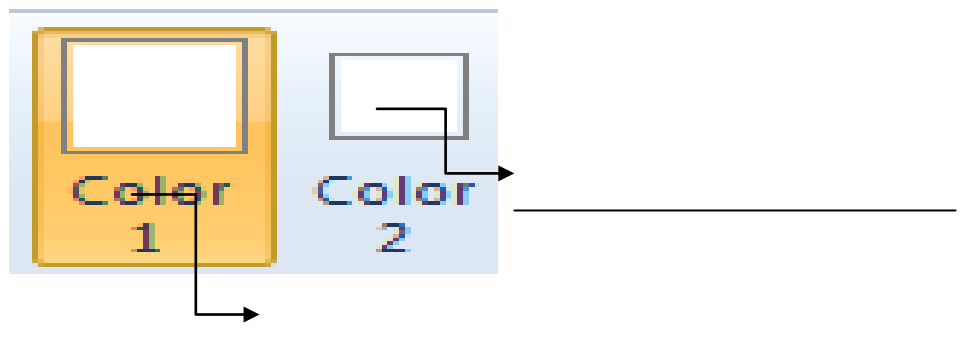
**Q.2. Label the screen.****Q.3. Fill in the blanks.**

- \_\_\_\_\_ and \_\_\_\_\_ are the two tabs in the Paint program.
- \_\_\_\_\_ command is used to create the mirror image of the picture.
- \_\_\_\_\_ tool is used to cut the selected part of the image.
- \_\_\_\_\_ tool is used to get a bigger and closer view of the image.
- \_\_\_\_\_ tool is used to rotate the position of the image.

**Q.4. Name the given tools.**



**Q.5. Which is the foreground colour and which is the background colour :**



**Q.6. Tell the keyboard keys used to**

- |                |               |
|----------------|---------------|
| a. Copy _____  | c. Cut _____  |
| b. Paste _____ | d. Save _____ |

**Answers :**

- |                  |             |                |             |
|------------------|-------------|----------------|-------------|
| Q.1. a. Start    | b. Programs | c. Accessories | d. Paint    |
| Q.3. 1.Home,View | 2. Flip     | 3.Cut          | 4. Zoom     |
| Q.6. a. Ctrl + C | b. Ctrl + V | c. Ctrl + X    | d. Ctrl + S |