


Language Exercises using Nonlinguistic Representations.

Compiled by Mr. Eugene, ZIET, Mumbai

Vocabulary

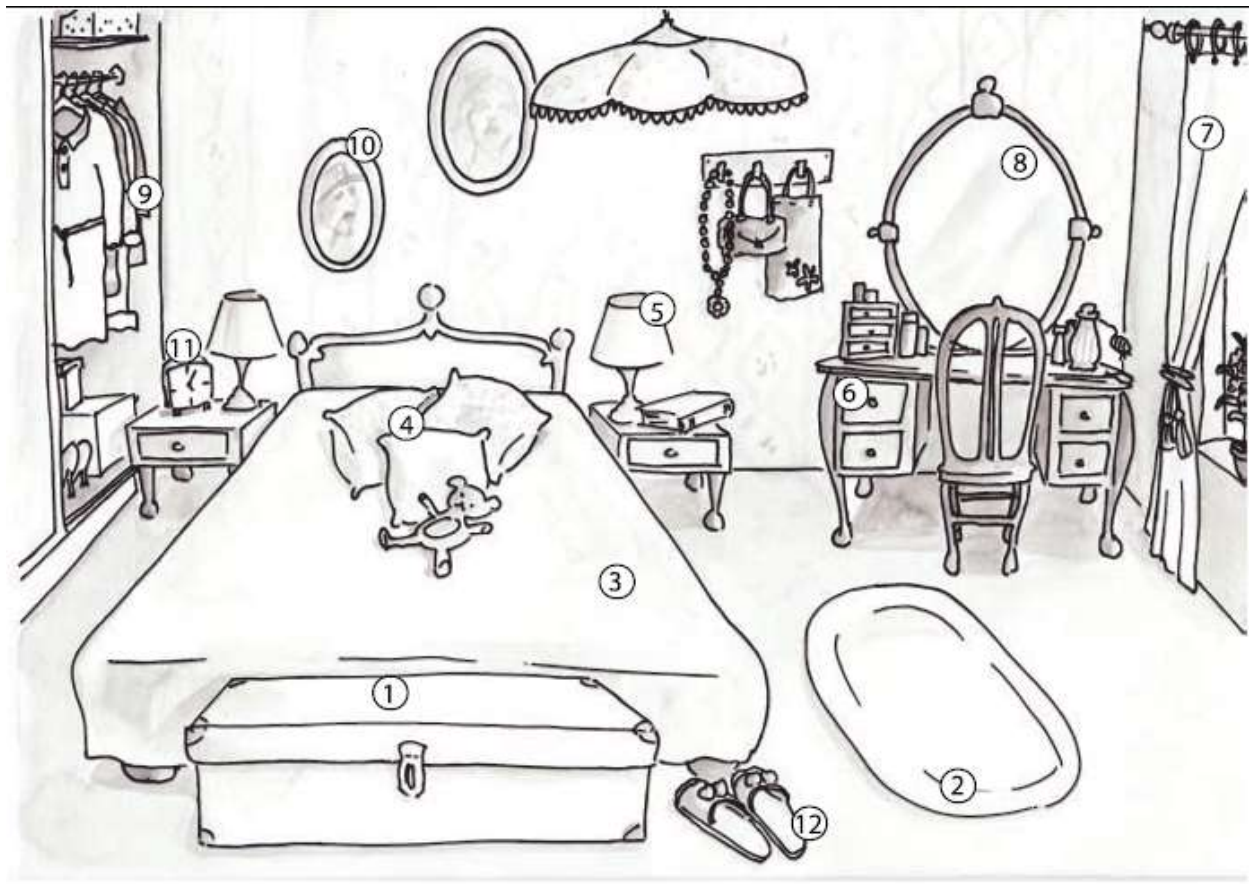
Name the numbered items on the picture (eg. mirror, hair dryer)

Grammar: Add plural forms to the numbered items (eg. a Christmas tree – Christmas trees, a knife –knives)



Coloring: Color the items correctly (eg. color the lamp blue, color all the pillows in the picture yellow)

Grammar: point out/write prepositions found in the picture (eg. The towel is laying on the chair. The cat is under the table,. The girl is between the two boys).




“What is wrong?”

- Circle the “wrongs” in the picture.
- Write sentences on what should be changed to correct the picture.
- Explain why certain things are wrong.



“What is wrong?”

- Circle the “wrongs” in the picture.
- Write sentences on what should be changed to correct the picture.
- Explain why certain things are wrong.



Vocabulary:

Pair-work: hand each student one picture and ask them to find similarities by asking questions, but not revealing their picture. Ask the students to write down their answers:

- eg. a) Do you have a woman in your picture?
b) Yes I do. The woman has long hair and glasses.
a) The woman on my picture has short hair and no glasses.
b) Is there any animal in the picture?
a) Yes, there is a dog in the picture.

