
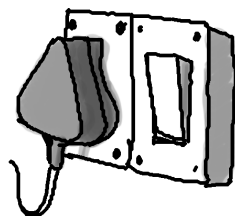
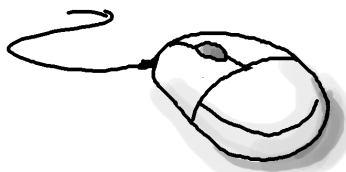





**Worksheet** (Ref No: 1.4, 1.5)


1. Join the wires to the correct place



**join the  
wires**

## 2. Fill in the blanks from the choices

*speakers, CPU, keyboard, mouse, monitor*


1. The \_\_\_\_\_ controls the computer.
2. The \_\_\_\_\_ shows what is being done on the computer.
3. A computer plays music through \_\_\_\_\_.
4. We can move the pointer on the screen (  ) using the \_\_\_\_\_.
5. We can enter letters and numbers into the computer using the \_\_\_\_\_.

3. Which parts of the computer are similar to you?

### Computer parts



**CPU**



**Monitor**



**Speakers**

### Human parts



**Voice**

Brain



**Brain**



**Face**

4. Match the parts of the computer:

**How A Computer Works: Match the Parts of the Computer**  
Draw a line connecting the picture with the appropriate title

Monitor

CPU (Central Processing Unit)

3 1/2" Floppy Disk

CD-ROM

Printer

Keyboard

Mouse

Scanner

Headphones

Speaker

5. Name the parts of the Computer

